




# Enjoy great performance and flexibility with the M series which includes advanced networking features without compromising on quality.

## Wide 1.7 x Optical Zoom

The projector has a 1.7 x optical zoom to cover a wide projection distance, so you can set it up in various locations.

## Advanced ECO Modes

You can select a suitable ECO setting from [AUTO ECO], [NORMAL] and [ECO], including [ROOM LIGHT SENSING], [CONSTANT BRIGHTNESS] and [AUTO-DIM], depending on your application. This advanced ECO setting allows you to decrease the power consumption and to prolong the lamp life up to 10,000\* hours by controlling the lamp brightness.

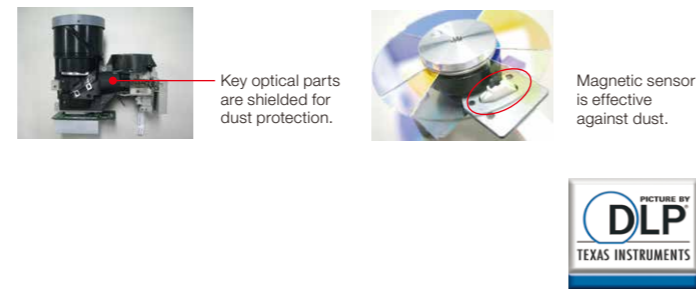


## Impressive Image Quality for Various Applications

The latest Texas Instruments DLP™ engine featuring BrilliantColor™ technology offers great 10,000:1 contrast for high brightness images up to 4,000 lumens at Full-HD, WXGA and XGA native resolutions.

## Shielded Optical Structure and Filterless Design

The filter-free design and shielded engine eliminate the hassle and time spent monitoring and/or changing filters.



## Get Connected with a Wide Selection of Inputs and Outputs

### USB Display Function

Using a commercially available USB cable (compatible with USB 2.0 specifications) to connect a computer with the projector allows you to send your computer screen image and sound to the projector without needing traditional computer display cables.



### USB Viewer

M series projectors can deliver a solution when you would prefer to leave your laptop computer behind for a presentation. Simply place your file onto a USB drive and plug it into the projector's USB port. This allows you to display images stored as JPEGs from optional USB storage.



### Dual HDMI Inputs

Among the M series wide selection of inputs is an HDMI w/HDCP for connecting to high-definition sources such as Blu-ray players, cable boxes, satellite receivers and personal computers.



### Microphone Input

Connecting a commercially available dynamic or condenser microphone to the MIC input jack allows you to output your mic input from the built-in speaker.

### Variable Audio-out

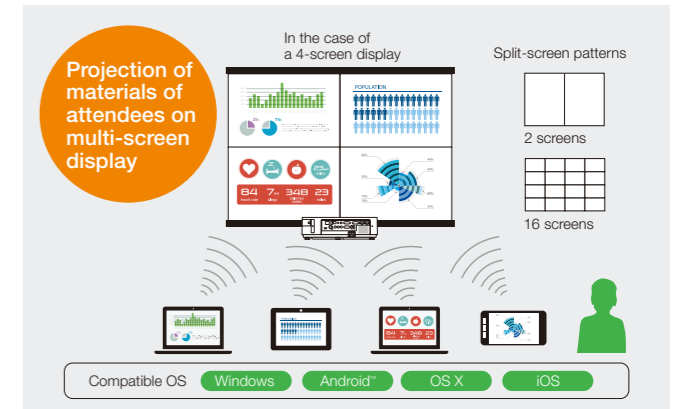
This function allows you to use the remote control to adjust the volume of self-powered external speakers that are connected to the projector. In network stand-by or sleep mode, the audio-out stays active, allowing the last input used to pass to the self-powered external speakers.

## Advanced Networking Capabilities

### Multi-screen Projection Function\*

The multi-screen projection function allows you to share screens from multiple devices on various split-screen displays. Display information from up to 16 PCs, tablet PCs, smart phones, and other network connected devices on a multi-screen display of up to 16 screens. Easily share screens and information regardless of device or operating system.

\*Requires an optional wireless LAN module for wireless connection. PCs require the installation of the Image Express Utility Lite software on the included CD-ROM. Smart phones and tablets require the download and installation of our Wireless Image Utility software.



### NaViSet Administrator 2

This software is an all-in-one remote support solution that runs from a central location and provides monitoring, asset management and control functionality for a majority of NEC display devices and Windows computers. It is ideal for multi-device installations over larger infrastructures.



### Virtual Remote Tool

The utility software Virtual Remote Tool included on the supplied NEC Projector CD-ROM can display the Virtual Remote (or toolbar) on your computer screen. This allows you to turn the projector power on or off and select signals from a computer display cable (VGA), serial cable, or LAN connection.



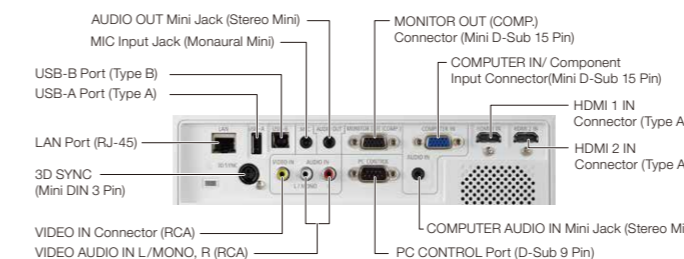
### Other Networking Capabilities

- Simple Access Point
- PC Control Utility 4.0 for Windows
- PC Control Utility 5.0 for Mac
- CRESTRON ROOMVIEW™ with emergency function
- AMX BEACON
- HTTP server
- PJLink

## Other Useful Features and Functions

- Powerful 20-watt speaker provides volume needed for large rooms
- Automatic vertical keystone correction technology instantly projects a square image even when the projector is set up at a steep offset angle to the screen
- Auto power-on via the RGB (15-pin) input connector when a signal is detected from a computer
- Sleep timer can be set to automatically turn off the projector at set countdown times
- Power management automatically turns off the projector when an incoming signal is not detected from any of the inputs
- No-signal guidance for easy cable connections
- Intuitive plug and play setup and operation
- PC-based geometric correction and 3D Reform™ function
- DLP™ 3D Ready
- Includes a remote with the control ID registration function, which allows operation of multiple projectors with a single remote
- Wall colour correction for vivid images even without a screen
- DICOM simulation
- Security bar / Kensington lock / Control panel lock and password lock
- Low power consumption (0.32 W in 240 V AC stand-by mode) minimizes energy costs
- The carbon metre lets you check the amount of CO<sub>2</sub> you reduced by using ECO Mode

### Terminals



M403H	M403W	M363W	M323W	M403X	M363X	M323X	M283X
4,000 ANSI lumens	4,000 ANSI lumens	3,600 ANSI lumens	3,200 ANSI lumens	4,000 ANSI lumens	3,600 ANSI lumens	3,200 ANSI lumens	2,800 ANSI lumens
Full-HD	WXGA	WXGA	WXGA	XGA	XGA	XGA	XGA
3.7kg	3.5kg	3.5kg	3.4kg	3.5kg	3.5kg	3.4kg	3.4kg